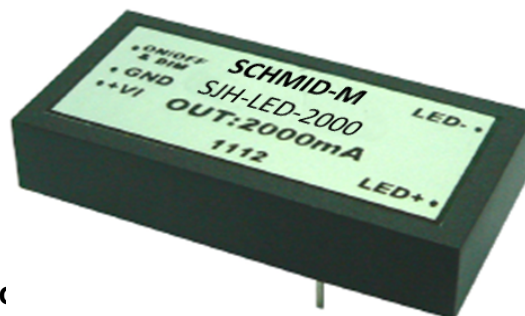


SCHMID-M

SJH-LED-2000

Features:

- Dc-Dc Step-Down Converter
- Non-Isolated
- Constant Current
- High Power LED Driver
- Wide Input Voltage Range
- High Efficiency (Up to 95%)
- Remote Control Function : Logical Level Control
- Dimming Function : PWM control (10~90%)
- Industry Standard Package And Pinout



Part Selection:

PART NUMBER	INPUT VOLTAGE	OUTPUT CURRENT	OUTPUT VOLTAGE	EFFICIENCY
	(VDC)	(mA)	(V)	(%)
SJH-LED-2000	5~33V	2000	2~30V	95

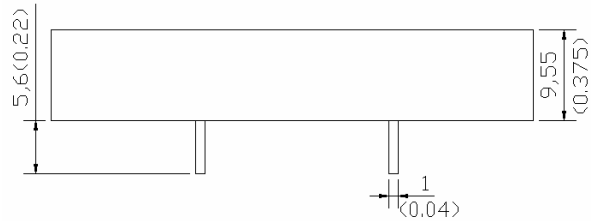
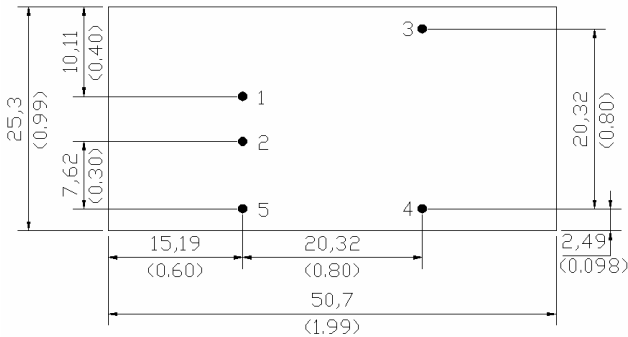
Specifications: At nominal Input, rated output current and 25°C

- DC Input Voltage 5-33V(24V Recommended)
- Output Voltage 2-30V
- Output Current 2000mA (±5%Accuracy)
- Efficiency at Full Load 95% Max (See Note 1)
- Operating Frequency 1.5MHz(MAX)
- Short Circuit Protection Regulated at the rated model current
- Output Open Protection No Load
- Capacitive Load 100uF max
- Case Material Non-Conductive Black Plastic 100°C max
- Potting Material Epoxy (Flammability UL94V-0)
- Dimensions 1.99×0.99×0.37 inches(50.7 × 25.3 × 9.55mm)
- Operating Temperature Range -40°C~ +70°C (Free air convection)
- Storage Temperature Range -40°C~ +125°C
- Dimming Control PWM Frequency (10%~90%) 20KHz
(Leave open if not used)
- Relative Humidity 95%

HIGH POWER LED DRIVER

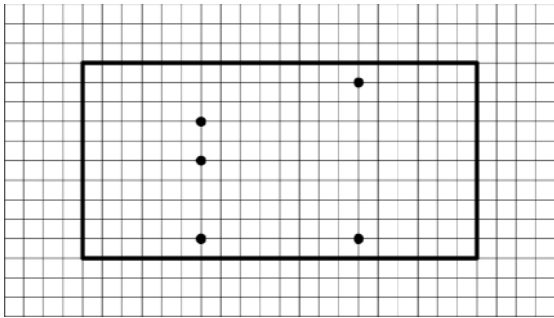
Mechanical Specifications:

Bottom View



Recommended Pin Patterns

Bottom View (2.54mm / 0.1inch grids)



Tolerance	Millimeters	Inches
	.X ± 0.25	.XX ± 0.01
	.XX ± 0.25	.XXX ± 0.01
Pin	±0.05	±0.002

Pin Connections:

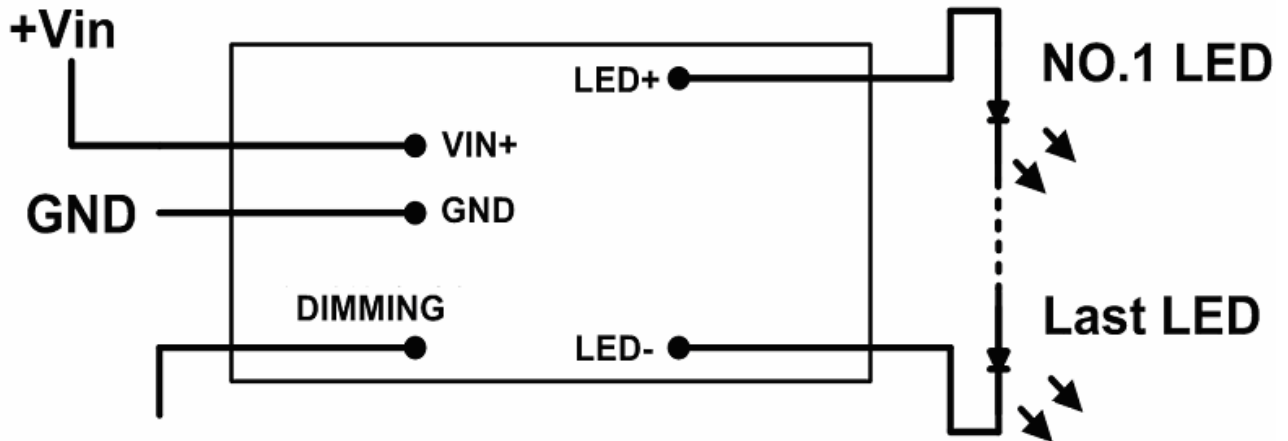
Pin	
1	+Vin
2	-Vin
3	LED+
4	LED-
5	Dimming Control

Note:

1. All specifications are typical at $T_a=25^{\circ}\text{C}$, nominal input voltage, resistive load and current unless otherwise noted.
2. Specifications subject to change without notice.

HIGH POWER LED DRIVER

Application Circuits:



DIMMING
(Leave open if not used)