

# SKLW35-2B032M



## High power CONSTANT CURRENT LED power supply

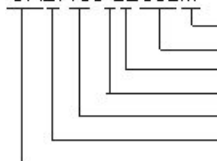
This product is a single, AC-DC conversion mode of constant current LED power supply. The product specifications are designed by the relevant safety regulations and EMC Compliance specifications standard .Use of wired mounting.

### PRODUCT FEATURES

1. AC input(185-305VAC)
2. Constant Current Output( $320 \pm 20$ mA)
3. Under-voltage Protection, Over-voltage Protection and Short Circuit Protection
4. High Efficiency(87%,min)
5. High Power Factor( > 0.94)
6. IP Rating: IP67
7. Lightning Protection: Level 4
8. metal shell

### MODEL SELECTION

SKLW35-2B032M



Metal Shell  
Output Voltage/ Output Current  
Output Path  
Input Voltage  
Output power  
Package Style  
Product Series



### PRODUCT PROGRAM

Part Number	Input Voltage	Output		Efficiency(% ,min.)
	Normal (VAC)	Voltage(VDC)	Current(mA)	
SKLW35-2B032M	220-277	40-88	$320 \pm 20$	87

### INPUT SPECIFICATIONS

Input voltage range		185-305VAC, 47-55Hz
Power factor	220Vac	>0.94
	230Vac	>0.93
	245Vac	>0.92
AC input current	@185Vac	0.5A max.
Inrush Current	any part and the fuse shall not burn at Instantaneous power	
AC input under-voltage protection	<185Vac	Products will not damage

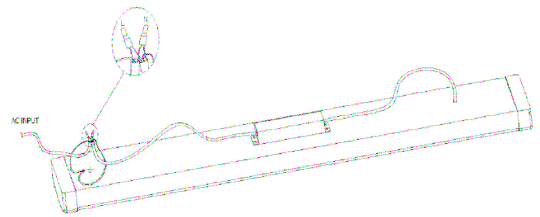
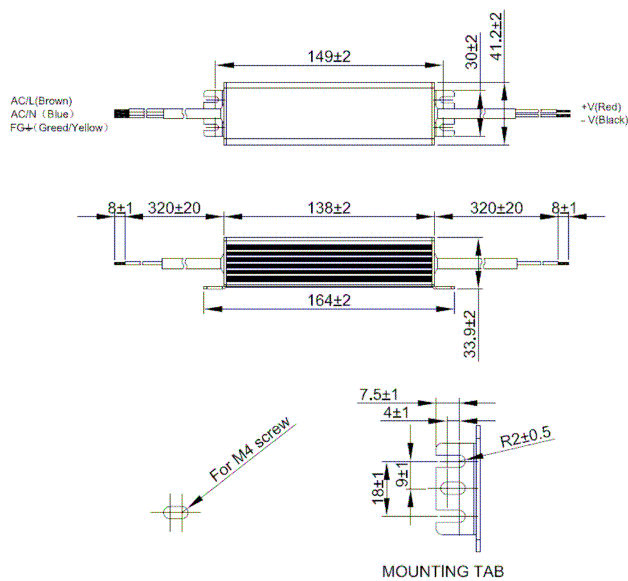
### OUTPUT SPECIFICATIONS

Output current	Current Range	$320 \pm 20$ mA
Output voltage	Voltage adjustment range	40~88VDC
Output power	Min. power	12 W
	Max. power	28W
Start-up time	@full & normal AC input	0.5S max.
Overvoltage protection	@output 83V(typ.)	95V(typ.)protection
Short circuit protection	When output is being shorted, power supply will latch off. To restart, AC must be turned on again.	

## OTHER SPECIFICATIONS

Temperature	Operating shell temperature		-40□~+80□ (TC)
	Storage temperature		-40□~+85□
Humidity	Operating humidity		10%~90% RH
	Storage humidity		5%~99% RH
EMC Compatibility	Surge	IEC61000-4-5	Line-line 2KV, Line-ground 4KV
	EMI	EN55015	Conducted emission Test & Radiated emission Test with 3 dB margin
Safety Standards	Leakage current	0.5mA max. @100~277Vac/50~60Hz	
	Insulation Impedance	>50MΩ @ 25□, 45-70%Rh, 500VDC	Input-Output;
	Lightning	IEC-61000-4-5	Level 4
MTBF	@230Vac, full, shell temperature 80□, work 50, 000h, failure rate <1%		
Weight	About 350 g		
Waterproof	IP67 Rated		

## OUTLINE DIMENSIONS & PIN CONNECTIONS



Unit: mm

## PACKAGE DIAGRAM



Inner packaging dimensions:  
L\*W\*H=355\*190\*93mm  
Packaging quantity:10PCS

Outer packaging dimensions:  
L\*W\*H=405\*380\*305mm  
Packaging quantity: 60PCS

Note:

1. All specifications measured at Ta=25°C, humidity <75%, nominal input voltage and rated output load unless otherwise specified.
2. In this datasheet, all the test methods of indications are based on corporate standards.